



To: Mayor Evans and Members of Council
From: Steve Harvey, Chief Municipal Law Enforcement Officer
By-law Department
Prepared By: Jocelyn Belcourt, Municipal Law Enforcement Officer
By-law Department
Report Number: MLE-012-23
Meeting Date: 01 Nov 2023
Subject: **By-law Activity Third Quarter Report for 2023**
Our File No:

Recommendation

THAT MLE Report MLE-012-23 regarding By-law Activity Third Quarter Report for 2023 be received;

Background/Analysis

This report provides comparative details on departmental activities over the past 5 years. The information received in this report is of great value for the annual budget process.

The annual comprehensive information has been contained within the Third Quarter Report to assist with the budget and planning process. This report provides a 12 month comparison from October 1st through to September 30th the next year. The attachments, which provide detailed information on by-law enforcement activities, have been broken down into the following categories:

- Section #1 General Occurrence
- Section #2 Charges
- Section #3 Beach Patrols
- Section #4 Parking Permits
- Section #5 Business Licenses
- Section #6 Parking Tickets Issued
- Section #7 Parking Tickets by Street
- Section #8 Most Active Areas
- Section #9 Paid Parking Revenue
- Section #10 Bike Program

Summary of Past Activities

Court Activity (Third Quarter)

On July 17, 2023, there were fifteen (15) matters on the court docket. The following was their disposition:

Short-Term Rental By-law Violations -Nine (9) property's

- Two defendants appeared for 1 of the property's and entered a guilty plea to all three (3) counts. A fine of \$250.00 was imposed with 30 days to pay against each defendant.
- A legal representative appeared on behalf of the remaining 8 properties and these matters were adjourned to August 21, 2023 at 10:30am for disclosure and to be spoken to.

Zoning By-law Violation -One (1)

- Defendant appeared and requested disclosure. These matters were adjourned to October 5, 2023 at 10:30am to be spoken to or to be resolve.

Parking By-law Violations -Three (3)

- Defendant appeared and entered a guilty plea. A fine of \$20.00 was imposed with 30 days to pay.
- No one appeared and the defendant was deemed not to dispute the charge. A fine of \$90.00 was imposed with 15 days to pay.
- This matter was withdrawn as proof was submitted that the defendant is deceased.

Clean Yards By-law Violation -One (1)

- No one appeared and this matter was adjourned to December 7, 2023 at 1:30pm for an exparte trail.

Parks By-law Violation -One (1)

- The defendant appeared and entered a guilty plea. A fine of \$50.00 was imposed with 30 days to pay.

On August 21, 2023, there were twelve (12) matters on the court docket. The following was their disposition:

Short-Term Rental By-law Violation -Nine (9) property's

- A legal representative appeared for 1 of the property's (two defendants) and entered a guilty plea to all three (3) counts. A fine of \$250.00 was imposed with 30 days to pay against each defendant.
- A legal representative appeared on behalf of the other 8 property's and these matters were adjourned to December 7, 2023 at 10:30am to set a date for a judicial pre-trial.

Noise By-law Violations -One (1)

- No one appeared and the defendant was deemed not to dispute the charge. A fine of \$300.00 was imposed with 15 days to pay.

Zoning By-law Violation/Building Code Act -One (1)

- Defendant appeared and entered a guilty plea to the Building Code Act charge. Upon submissions the Justice issued a suspended sentence. The remainder of the charges were withdrawn. Defendant was given 90 days to bring the property into compliance.

Seasonal Supervisor/Municipal Law Enforcement Officers

In the month of September our 17 seasonal Municipal Law Enforcement Officers completed their summer contracts. While 11 seasonal Officers returned to University or College, the others continued pursuing their future career aspirations. We would like to thank each of them for their service this summer and wish them all the best on their future endeavors.

2023 Report Schedule

4th Quarter Report

February 2024

1st Quarter/May Long Weekend Report

June 2024

2nd Quarter/July Long Weekend Report

July 2024

3rd Quarter/August and September Long weekend Report

October 2024

4th Quarter Report

February 2025

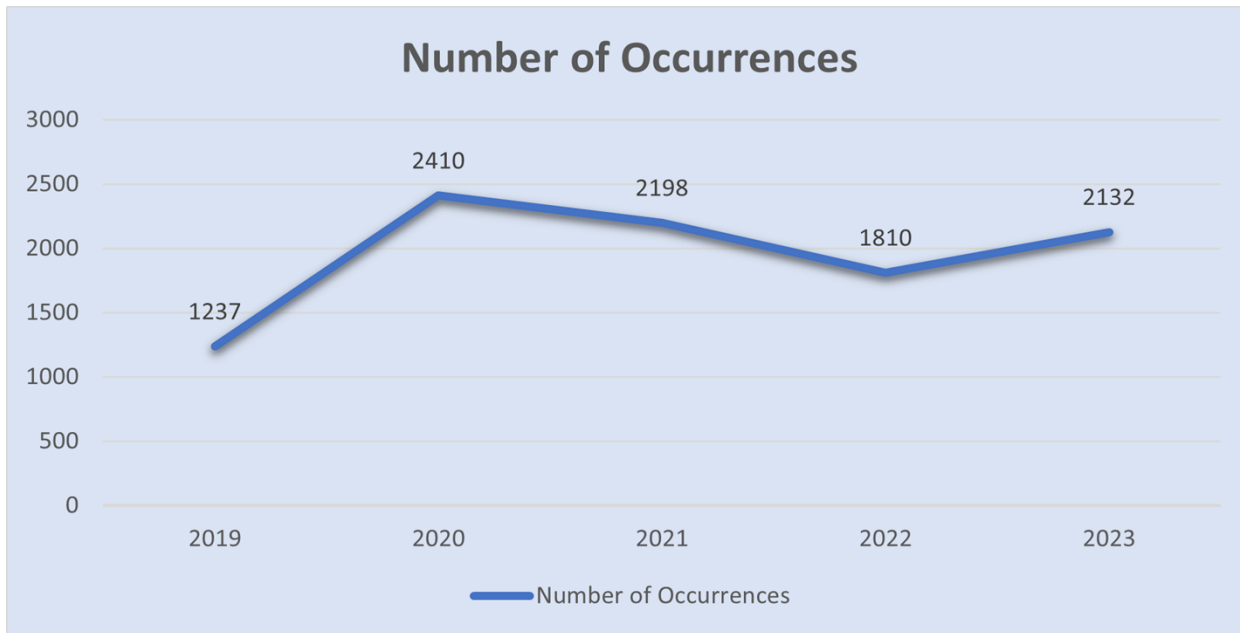
Section #1 General Occurrence (2019 to 2023)

Below is a breakdown of the number of occurrences received for each type of By-law which are enforced on a routine basis. The weather from year to year always has an impact on the increase or decrease of complaints.

Complaint Type	2019	2020	2021	2022	2023
Sign	203	135	334	242	433
Short-Term Rental	-	-	-	-	394
Noise	150	303	310	278	218
Parking	131	404	268	217	185
Roadside Debris	179	112	312	264	177
Weeds	85	84	89	87	145
Dog Control	92	135	229	201	118
Fire	77	128	74	76	90
Clean Yards	59	59	63	73	89
Parks By-laws	73	101	90	64	60
Misc. By-laws	20	9	57	50	46
Fireworks	12	30	62	76	41
Zoning	46	75	73	73	41
No By-law	17	28	28	15	20
Interim Control Bylaw	-	-	-	-	17
Property Standards	17	16	15	16	15
Littering	18	29	25	10	12
Smoking Policy	31	9	25	7	9
Encroachment	13	79	50	25	8
Watering	10	62	2	12	7
Dumping Snow	3	3	5	8	3
Animal	1	2	2	5	3
Firearms	0	0	0	0	1
COVID-19	-	607	85	2	0
Totals	1237	2410	2198	1810	2132

Note: An "occurrence" refers to a Municipal Law Enforcement Officer responding to any complaint (whether it is determined that a by-law violation has occurred or not), or carrying out pro-active enforcement.

The year-over-year occurrences increased from 1,810 complaints in 2022 to 2,132 complaints in 2023; this is a 18% increase in occurrences. The following graph demonstrates the 5 year trend in activity.



Staff analyzed some of the noteworthy differences in the various occurrence categories and draw the following conclusions or comments.

Noise

Within this category the following changes were identified:

There was a 25% decrease in noise complaints in 2023 when compared to 2022. In 2022, a decrease of 7.7% was noted, identifying a trending decrease of 32.7% in occurrences for noise over the last 2 years since the new noise by-law was passed.

Staff analyzed the final disposition for all noise occurrences in 2023 and found the following:

- 45% (97) of the complaints officers found no violation;
- 26% (57) of the complaints offenders were issued a verbal warning;
- 17% (38) of the complaints offenders were apprised and educated;
- 6% (14) of the complaints offenders were issued a fine;
- 4% (8) of the complaints offenders were issued a written warning;
- 2% (4) of the complaints were referred to the OPP.

Fireworks

Within this category the following changes were identified:

There was a 20% decrease in fireworks complaints in 2023 when compared to 2022. It is thought that this decrease can be directly correlated to the Fireworks By-Law 21-102, implemented in 2021, and the public education that was completed through enforcement campaigns in 2022, weekly press releases which included reminders of the Fireworks By-law 21-102 and continued enforcement in 2023.

Staff analyzed the final disposition for all 41 fireworks occurrences in 2023 and found the following:

- 83% (34) of the complaints officers found no violation;
- 12% (5) of the complaints offenders were issued a verbal warning;
- 5% (2) of the complaints offenders were apprised and educated;

Short-Term Rentals

From November 15, 2022, when the new complaints submission process went live, to September 30, 2023, the By-law Department received 394 complaints related to Short-Term Rental properties. The below table breaks down the complaints received during that time period.

Type of Complaint	Number of Complaints Received	No Violation	Charges Issued/ Pending	Number of Work Orders Issued	Open for Investigation
Unlicensed Property	184 (47%)	87	66	28	3
Operating Over Occupancy Limits	54 (14%)	37	13	4	0
Noise and Nuisance Concerns	46 (12%)	37	9	0	0
Advertisement Violation	43 (11%)	14	21	5	3
Renting For Less Than 6 Consecutive Days	30 (7%)	19	9	0	2
Other/Not STR By-law	37 (9%)	37	0	0	0
TOTAL	394	231 (59%)	118 (30%)	37 (9%)	8 (2%)

On October 11th, 2023, Municipal Law Enforcement Report MLE-010-23 regarding Short-Term Rental Licensing update was received by Council as information. This report included significant information including the progress thus far, number of licenses available, number of approved licences, Waitlist implementation and the renewal process for 2024 licences. For more information on these topics, please review Municipal Law Enforcement Report MLE-010-23.

Staff analyzed the data and reports and would draw the following conclusions:

Number of Complaints received - 394 Complaints:

- Staff have analyzed the complaints received and have found they are typically submitted by one neighbour, rather than multiple different neighbours in close proximity to the allegation.
- Of the 285 properties that have applied for a Short-Term Rental Licence, 219 (77%) properties have not received any complaints while 66 (23%) properties have received a complaint(s).
- The 394 complaints received are related to 119 separate properties which can be further broken down as follows:
 1. 112 properties averaged 1-3 complaints per property.
 2. 7 properties (5 unlicensed and 2 licensed) generated 173 complaints or 44% of the total complaints received. The number of complaints received for each of the 7 properties ranges from as many as 13 to 73 complaints per property. It should be noted that in some situations

complainants may send 3 separate complaints within the same minutes thereby skewing the data. **All 7 properties have been charged/have additional charges pending.**

- Of the 119 properties receiving complaints, 53 are unlicensed properties (have not applied for a licence) and 66 are properties that have applied or have a licence.

No Violation - 231 Complaints (59%):

- Upon review of the 231 complaints, the Officers investigation found that in 194 situations no violation existed. In a number of cases, the primary reason for this disposition was that:
 1. the complaint was placed days/weeks after the alleged violation therefore Officers could not gather best evidence;
 2. Officers responded to the complaint and were met by the Property Owner utilizing the property for personal use;
 3. or there was simply no violation of the Short-Term Rental By-law found.
- Upon review of the 231 complaints, the Officers investigation found that 37 complaints categorized as no violation were related to matters such as: police matters, real estate matters, building department matters, roadside parking, garbage collection, vehicles in driveway, sea-doods and boats in the water, fishing, etc.

Charges issued/pending - 118 (30%):

- These matters are either before the courts or are in the process of being charged. Additional details are mentioned at the beginning of this report under the Court Activities section.
- The 118 charges issued/pending are related to 29 separate properties.

Reminder to residents - please ensure that complaints are being submitted to the appropriate agencies and that the complaints process outlined on the Townships website is being followed. Furthermore, complaints should be submitted while the violation is taking place. This allows for Officers to gather best evidence and track complaint statistics.

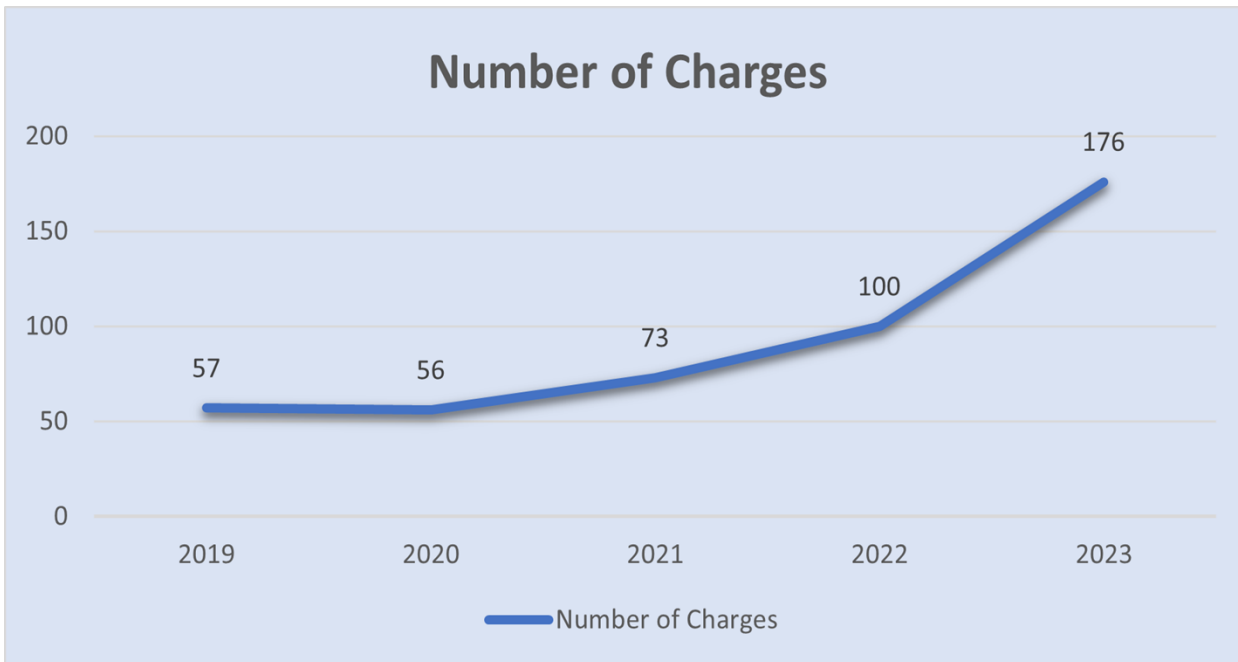
Section #2 Charges (2019 to 2023)

The following chart reflects the number of charges issued by the By-law Department.

BY-LAW	2019	2020	2021	2022	2023
Short-Term Rental	-	-	-	-	118 *1
Fire	23	34	15	17	23
Noise	10	8	23	32	14
Parks By-law	16	7	9	9	10
Interim Control By-law	-	-	-	-	4 *1
Dog Control	4	1	13	31	4
Clean Yards	1	0	0	2	1
Watering	0	4	0	0	1
Zoning	1	1	0	0	1
Fireworks	2	1	1	9	0
COVID-19	-	-	8	0	0
TOTAL	57	56	69	100	176

*1- Includes pending charges

Compared to last year, the number of charges has increased by 76 charges. In 2022 there were 100 charges issued, and 176 charges issued in 2023. This is a 76% increase in activity. The following graph demonstrates the 5 year trend in activity.



Staff analyzed the Charges issued and noticed some of the noteworthy differences between 2022 & 2023 in the various occurrence categories and would draw the following conclusions or comments:

Noise

Staff analyzed the noise charges for 2023 and found a decrease this summer compared to the last two years (2020-2022). It is thought that the decrease is correlated to the Short-Term Rental By-law and the requirement for owners to educate all guests and post a copy of the Noise By-law at the property. Staff noted a significant decrease in noise issues when dealing with Short-Term Rental properties in 2023 in comparison to previous years.

Dog

Staff reviewed the dog control charges and found a noteworthy decrease from 31 charges in 2022, to 4 charges in 2023. Staff analyzed the decrease and noted there were 201 dog related complaints in 2022, and 118 dog related complaints in 2023. This is a decrease of 83 complaints received in 2023. Staff would correlate the decrease in dog related charges to the decrease in dog related complaints received.

Fireworks

Staff analyzed the fireworks charges for 2023 and found a significant decrease this summer compared to the previous year in 2022. It is thought that this decrease can be correlated to the Fireworks By-Law 21-102, passed in 2021, and the education piece of Enforcement Campaigns run by the By-law Department in 2022. The campaigns promoted awareness of the Fireworks By-law and increased education and enforcement, leading to positive results for the 2023 season.

Section #3 Beach Patrols

	MAY		JUNE		JULY		AUGUST		SEPTEMBER		TOTALS	
	Number of Patrols	Action Taken	Number of Patrols	Number of Patrols	Number of Patrols	Action Taken	Number of Patrols	Action Taken	Number of Patrols	Action Taken	Number of Patrols	Action Taken
2300 TBRS - 2134 TBRS	73	1	74	1	105	0	50	0	6	0	308	2
2118A TBRS - 40 Willow Dr BP	400	2	564	0	932	4	564	0	99	0	2559	6
1794 TBRS (Siesta Dr) - 30 Waterview Rd	196	0	261	1	270	3	372	1	38	0	1137	5
57 Nicole Blvd - 1074 TBRS BP	236	3	308	1	323	2	370	0	118	0	1355	6
1040A TBRS - 686 TBRS (Durie St)	55	1	49	0	40	0	39	1	10	0	193	2
624 TBRS - 362A TBRS	152	2	179	1	189	7	181	1	34	0	735	11
1 Birchdale Ave - Conc 9 W BP	507	2	710	0	641	7	485	12	261	0	2604	21
18 Kitching Lane - 16 TBRS	20	0	13	0	6	0	0	0	0	0	39	0
Balm Beach BP	90	2	179	4	181	12	140	7	17	1	607	26
328 Conc 11 W - 314 TBRN	221	1	388	4	380	8	384	2	53	0	1426	15
394 Conc 12 W	53	0	77	0	72	0	70	0	19	0	291	0
432 Conc 13 W - 76A Wahnekewening	261	0	400	2	452	1	476	1	95	0	1684	4
2A Lackie - 1082 Arlington Lane	71	0	39	0	38	0	30	0	4	0	182	0
744 Conc 15 W - 19 Huronia Ct	52	0	51	0	54	2	29	0	3	0	189	2
775 Rue Lafontaine Rd W (Conc 16 W)	177	0	208	1	208	2	248	2	58	0	899	5
1350 TBRN - 1039 Conc 18 W	198	1	288	2	385	0	180	0	22	0	1073	3
18 Georgian Dr - 1605 Chemin Du Loup	64	1	72	0	89	1	75	0	16	0	316	2
22 East Beach Rd - 590 Silver Birch	27	0	7	0	0	0	9	0	0	0	43	0
2589 Champlain Rd - 55 Beach Rd	5	0	12	0	0	0	25	0	0	0	42	0
1869 Champlain Rd - Andrew Dr	10	0	30	0	5	0	7	0	0	0	52	0
TOTAL 2023	2868	16	3909	17	4370	49	3734	27	853	1	15734	110
TOTAL 2022	751	4	2266	44	2667	28	3062	17	1733	16	10479	109
TOTAL 2021	732	5	2356	37	2667	22	3035	13	1735	3	11033	80
TOTAL 2020	1769	383	2875	178	2295	4	3243	30	2136	8	12703	627
TOTAL 2019	2309	11	2312	12	2637	29	1721	10	642	4	9621	66

BP=Beach Park with Master Plan

The above is a consolidated chart by grouping locations together [ex.2300 TBRS (Archer Drive) to 2134A TBRS which includes 6 separate walkway locations]. The bottom corner of the chart indicates the number of beach patrols and the corresponding number of situations where an officer recorded an Action Taken. The actions could range from providing education or warnings to issuing a Part I Ticket. Staff analyzed the above chart and noted an increase in the number of patrols completed compared to 2023. Staff determined the increase could be related to having 2 more full-time staff completing patrols when compared to previous years. The below chart shows the results of the patrols from the last 5 years.

	2019	2020	2021	2022	2023
Number of patrols	9,621	12,703	11,033	10,479	15,734
% of patrols with no action taken (% of patrols with action taken)	99.3% (0.7%)	95.1% (4.9%)*1	99.3% (0.7%)	99% (1%)	99.4% 0.6%

1-Patrols were increased due to COVID-19 and restricted beach use policies.

Section #4 Parking Permits

Resident Parking Permit program

The following section provides details on the Resident Parking Permit program. The amounts have been broken down below to show the number of Parking Permits issued and the associated revenue. The sale of Resident Parking Permits has continued to increase over the years.

Resident Parking Permits

The following chart displays the number of Parking Permits issued and the corresponding revenue.

YEAR	Number of Parking Permits issued	Revenue generated by Parking Permits
2019	5398	\$80,970.00
2020	5764	\$44,430.00
2021	7965	\$71,850.00
2022	8161	\$72,261.00
2023	8374	\$72,990.00

*1- In 2020 changes to the Resident Parking Permits were implemented making the 1st Resident Parking Permit FREE (5,570 permits) and the second permit \$30 (2,395 permits).

*2 –In 2021 parking permits were required at all beach locations until August 6th due to COVID-19. On August 6th Pay Parking was brought back at 4 beach parks with master plans.

*3 - In 2022 and 2023 Pay Parking was available at the 4 beach parks with master plans as well as the Hotspot App. Resident Parking Permits were required in all permit parking locations.

Non-Resident Parking Permits

The following chart displays the number of Parking Permits issued and the corresponding revenue.

YEAR	Date Permits were Sold Out	Number of Parking Permits issued	Revenue generated by Parking Permits
2019	May 27, 2019	175	\$17,500.00
2020	June 17, 2020	175	\$17,500.00
2021	April 1, 2021	225*1	\$22,500.00
2022	N/A	62	\$1,240.00
2023	April 27, 2023	225 Six Month Non-Resident Permits Issued (\$33,750.00) 33 Daily Non-Resident Permits Issued (\$660.00)	\$34,410.00

*1- Approximately 100 people requested Non-Resident Parking Permits after they sold out on April 1st, 2021. Due to COVID-19 Tiny beaches were only accessible for Permit Parking holders. In April Council approved an additional 50 permits due to the influx of applications received from residents of surrounding municipalities.

Background: The annual cost of a seasonal Non-Resident Parking Permit was:

- Prior to 2013 the cost was \$75 (excluding taxes)
- From 2013-2021 the cost was \$100.00 (excluding taxes)
- 2023 the cost was \$150.00 (excluding taxes)

In 2016 Council directed staff that the following modification to the sale of non-resident parking permits be implemented:

The Township will sell 150 non-resident parking permits on a first come, first serve basis with a non-resident being defined as a resident of the Town of Midland, the Town of Penetanguishene, the Township of Tay and the Township of Springwater.

In 2019 Council directed staff that the following modifications to the sale of non-resident parking permits be implemented:

The Township of Tiny will provide an additional 25 permits for 2019 (new limit of 175) non-resident permits) and allow non-residents to only purchase 1 permit instead of 2 per household.

In 2021 approximately 100 people requested non-resident parking permits after they sold out on April 1 2021. On April 7, Council directed staff to proceed by issuing an additional 50 non-resident permits due to the influx of applications received. This led to a lottery system process in which case the approximate 100 additional applications submitted after being sold out were placed in the lottery.

In May 2022, Council approved the use of the HotSpot Parking App to allow for non-residents to apply for a daily non-resident parking permit (no seasonal permit). The cost of the software for this program was \$10,000.00 for the year. Council approved 14 daily permits to be issued every day at the fee of \$20.00 per permit.

In 2023, Council approved the use of the existing HotSpot program at a cost of \$10,000.00 for the year. Council approved the program with a single modification to offer 10 Non-Resident Parking Permits daily, at a cost of \$20.00 each, and 225 Non-Resident Parking Permits, for a six-month period, on a first come, first serve basis at a cost of \$150.00 each. This program provides Non-Residents with greater access to Permit Parking Areas and is keeping with concerns raised regarding affordability.

Following two years of utilizing the daily non-resident parking permit program at a cost of \$10,000.00 per year, the program has only generated \$1,900.00 in revenue. This has resulted in a shortfall of \$18,100.00 over the course of 2 years.

Special Occasion Parking Permits

On June 11th, 2018 Council reviewed and approved the changes to the 2018 Special Occasion Parking Permit Program (SOPP) as outlined in Municipal Law Enforcement Report MLE-020-18, effective July 30 2018.

The 2022 SOPP provides the same type of Special Occasion Permits as in the past (i.e. weddings, family reunions, ect.). All SOPP are allowed in Open Parking/Permit Parking Areas only (not in NO PARKING areas).

Year	Guest permits Max 2 permits, 3x year. FREE	General Request: Minor over the counter (1-15 permits) \$15,00 per permit	General Request: Major CMLEO approval (16-50 permits) \$5,00 per permit	Contractor Requests \$100.00 per year	Wedding/Funeral Requests \$4.50 per permit	Council Approval Exemptions above 50 permits	Total
2019	31	4	6	3	5	1	50
2020	1	0	0	1	0	1	3
2021	0	9	0	0	3	0	12
2022	0	8	0	1	17	1	27
2023	2	3	4	2	7	0	18

**Section #5
Business Licensing**

LICENSES	2019	2020	2021	2022	2023
Hawkers	-	-	-	-	10
Restaurant	114	11	12	9	5
Kennels	5	5	4	3	3
Recreational Entertainment	1	1	1	2	2
Refreshment Vehicles	3	3	2	1	2
Public Halls	1	1	0	0	0
TOTAL	24	21	19	15	22

Staff analyzed the above chart and noted an increase in business licensing activity in 2023 compared to 2022. Staff analyzed this increase and noticed it was primarily due to the amount of Hawkens licenses issued in 2023. This is the first year that the Township has ever issued this type of licence.

Section #6
Parking Tickets Issued (2019 to 2023)

The following chart compares the number of Parking Tickets issued between 2019 and 2023, over a particular week.

Week	2019	2020	2021	2022	2023
May 2-8	0	1	1	6	4
May 9-15	0	2	32	12	4
May 16-22	0	5	73	15	15
May 23-29	6	22	75	21	42
May 30-June 5	6	6	122	37	44
June 6-12	55	48	212	36	15
June 13-19	17	97	109	55	34
June 20-26	76	260	66	111	48
June 27-July 3	226	631	168	148	57
July 4-10	123	572	171	83	88
July 11-17	103	180	77	182	34
July 18-24	77	412	113	146	124
July 25-July 31	137	350	127	264	94
August 1-7	367	202	123	159	159
August 8-14	81	321	86	125	23
August 15-21	80	190	117	133	75
August 22-28	67	293	154	138	52
Aug 29-Sept 4	34	76	78	91	163
Sept 5-13	0	64	46	13	50
Sept 14-29	1	1	12	1	1
<u>TOTAL:</u>	<u>1456</u>	<u>3733</u>	<u>1962</u>	<u>1776</u>	<u>1126</u>

Section #7 –Parking Tickets by Street

The following chart indicates the location and the number of parking tickets issued on that street, between 2023 and 2021.

LOCATION	2023	2022	2021	LOCATION	2023	2022	2021	LOCATION	2023	2022	2021
ALBION LANE*	0	1	1	FARRELL LANE	2	0	0	RUE JULES LEGER*	0	10	1
ANDREW DRIVE	0	0	2	FOREST CIRCLE	0	1	0	SANDY BAY ROAD*	8	8	3
ARCHER ROAD	17	40	0	FOLIAGE DRIVE*	0	0	2	SAWLOG POINT ROAD	0	0	1
BALM BEACH BP	232	345	498	FOURTH STREET*	0	0	2	SEGUIN CRESCENT	0	1	1
BALM BEACH RD WEST	69	67	69	GLEN AVENUE NORTH*	0	1	1	SENECA CRESCENT	0	0	1
BALMORAL AVENUE*	2	7	2	GREENWOOD DRIVE	0	1	0	SHADES VALLEY ROAD	0	1	0
BEACH ROAD	0	1	1	HURONIA CRT*	3	6	11	SHADY ROAD	0	0	1
BEACHVIEW ROAD	0	0	1	IRENE ROAD	1	1	0	SHELLY LANE*	5	10	15
BEAUMONT COURT*	0	2	0	IROQUOIS CRES	0	0	2	SIESTA DRIVE*	0	0	0
BELGROVE CRES*	0	0	2	IVY ROAD	0	0	1	SILVER BIRCH DRIVE*	1	3	0
BELLEVUE AVENUE*	0	0	1	JACKSON PARK BP	157	230	233	SKYLARK ROAD*	0	3	1
BELLEHUMEUR ROAD	0	1	0	JAMES ST*	1	1	4	SPRUCE STREET	1	0	0
BETTY AVENUE*	1	0	2	JEAN ANNE DRIVE*	3	1	0	SUNRISE COURT	0	0	8
BIRCHDALE AVE*	2	8	2	LAUREL AVENUE	2	1	0	SUSAN COURT	0	1	0
BLUEWATER COURT*	0	1	2	LEFAIVE RD*	1	0	1	THIRD STREET*	0	1	1
BRUCE STREET*	18	2	2	LESPERANCE RD*	2	0	1	TIMOTHY AVE	4	9	2
BRUNELLE ROAD	0	0	3	LOUIS AVENUE*	0	0	13	TINY BEACHES ROAD N*	21	44	52
CASTLETON DRIVE	0	0	1	LOUISE AVENUE*	0	1	0	TINY BEACHES ROAD S*	39	66	89
CENTRE BEACH RD*	0	0	3	LUNDY LANE*	0	1	0	2020 TBRS (Woodland Lot) BP	53	73	39
CENTRE ROAD	0	1	0	MAPLEWOOD DR	0	0	1	TOMAHAWK CRESCENT	0	0	2
CHAMPLAIN ROAD	2	0	2	MARCHAND ROAD*	3	1	1	TREW AVENUE BP	47	101	95
CHEMIN DU LOUP	1	4	5	MURRY AVENUE	3	0	0	TRIPP LANE*	0	0	1
CONC 2 W (Woodland) BP	6	17	15	MCPAHAN ROAD	0	0	1	WALKER ROAD*	4	3	1
CONC 5 W BP	1	4	0	MONICA RD*	1	0	0	WATERVIEW ROAD	45	95	93
CONC 6 W	8	15	41	MOORE AVE	0	2	0	WEST SHORE DRIVE*	2	10	0
CONC 8 W (Stott)	8	17	24	MOREAU PARKWAY	1	5	0	WINTERSET AVE*	5	0	0
CONC 9 W	43	18	16	NADIA CRES*	0	1	2	WOODGREEN LANE	0	0	4
CONC 11 W	36	57	55	NASSAU COURT*	0	1	1	ZELIA COURT*	0	1	1
CONC 12 W	11	25	41	NICOLE	8	18	22				

LOCATION	2023	2022	2021	LOCATION	2023	2022	2021	LOCATION	2023	2022	2021
				BLVD*							
CONC 13 W	43	73	78	NORTH ST	0	0	1				
CONC 14 W	8	15	12	OLD TRAIL DR*	0	2	0				
CONC 15 W	0	9	10	OLIVER DR*	90	129	7				
CONC 16 W (Rue Lafontaine) BP	79	114	230	PANSY DRIVE	0	0	1				
CONC 17 W*	3	11	0	PARENT PARK (lot)	4	2	14				
CONNIE DRIVE*	0	0	1	PARENT ROAD*	14	36	0				
COPPERCLIFF CRES	0	1	0	PARK ROAD*	0	0	3				
COVE LANE	15	9	14	PARKSIDE DR*	11	6	33				
CROOKED CREEK CRES*	0	0	2	PAULINE AVENUE	0	0	1				
CULVER ROAD	1	0	0	PENNORTH AVENUE	0	0	5				
DEANLEA BLVD*	3	0	0	PETER AVENUE	0	0	2				
DESROCHES TRAIL*	4	1	0	PIONEER DRIVE	1	0	0				
DIANE STREET	0	2	0	PINE NEEDLES DRIVE*	0	0	2				
DOAN AVENUE*	0	0	2	PRINCE ALBERT PKWY	0	0	1				
DUNSFORD LANE*	1	8	6	RAVEN HILL DRIVE*	0	0	1				
ELIZABETH STREET	0	0	2	RONALD AVENUE*	0	1	3				
EMILIO PLACE*	0	3	6	RUE DE LAC*	0	1	0				
EVERGREEN AVENUE*	2	6	6	RUE DE PARC*	0	1	2				

*Note- These streets are part of the Open Parking Program.

BP- Beach Park with Master Plan

Section #8 Most Active Areas

The following chart indicates the top 10 locations where parking tickets were issued in 2023 as compared to the following years for the same locations.

Location	2019	2020	2021	2022	2023
1. Balm Beach BP	187	744	498	345	232
2. Jackson Park BP	184	563	233	230	157
3. Concession 16 West/Lafontaine Road BP	106	486	230	114	79
4. Balm Beach Road West BP	113	179	69	67	69
5. Trew Avenue BP	126	268	95	101	47
6. Concession 4 West (Waterview Rd)	44	146	93	95	45
7. Concession 13 West	79	144	78	73	43
8. Tiny Beaches Road South	9	191	89	66	39
9. Concession 11 West	57	137	55	60	36
10. Tiny Beaches Road North	63	148	52	44	21

Parking Ticket Analysis (Sections #6 to #8)

Staff has analyzed this activity and would draw the following conclusions and comments:

1. In 2022 by-law staff issued 1776 parking tickets compared to 2023 where 1126 parking tickets were issued. As a result, there was a decrease of 650 parking tickets issued, or a 37% decrease.
2. The decreased number of parking tickets can principally be attributed to the variety of payment methods available and their convenience, including coin, card, "tap" and HotSpot. Pay and Display parking and the Hotspot App were available at our paid parking locations in the Township. Additionally, there was a slight increase in Resident Permit's sold in 2023. Due to this, there was a significant decrease in the number of parking tickets issued, as well as compliance achieved.
3. A trending decrease in parking tickets issued at our Beach Park with Master Plans has been noted since 2020. Most notable would be the decrease in parking tickets issued at Balm Beach and Lafontaine Beach.

Section #9 Paid Parking Revenue

The following table indicates the revenue received from pay parking over the last 5 years. In 2021 the paid parking at all locations was changed to Permit Parking as a result of COVID-19 and restricting access to beaches for Tiny Township Permit holders only. Paid parking was brought back on August 6th 2021 as COVID-19 restrictions eased. In 2022 and 2023, paid parking was in full effect from May 15th to September 15th.

Location	2019*2	2020*4	2021*5	2022	2023
Balm Beach Paid Parking	\$48,041.00*3	\$204.00	\$3,339.50	\$45,678.40	\$51,627.49
Lafontaine Beach Paid Parking	\$10,001.00	\$76.00	\$816.85	\$13,084.93	\$12,819.56
Jackson Park Paid Parking	\$17,984.00	\$61.00	\$1,089.75	\$10,989.10	\$20,179.60
Woodland Beach Paid Parking	\$10,398.00	\$60.00	\$653.35	\$13,123.48	\$12,669.72
Balm Beach Rd W Paid Parking*1	\$8,709.00	\$2.00	\$657.55	\$6,890.57	\$11,772.72
Parent Paid Parking	\$4,370.00	\$0.0	\$116.75	\$4,592.63	\$5,123.59
TOTAL*6	\$99,503.00	\$403.00	\$6,673.75	\$94,359.11	\$114,232.67

*1 - Paid Parking along Balm Beach Road West came into effect on June 13th, 2016 payment was received at Balm Beach or Parent Park machines. In 2017 a parking machine was installed on Balm Beach Road West for accessibility.

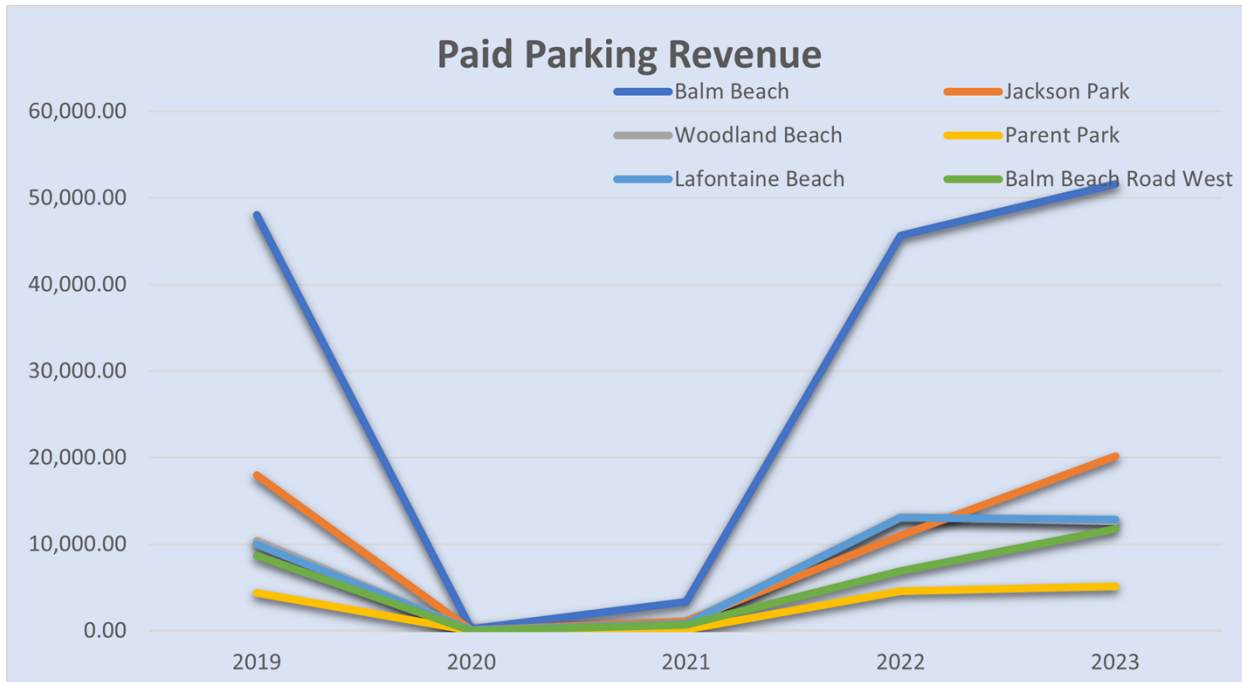
*2 - Paid Parking was removed in 2019 along Trew Avenue and Concession 5 West, the parking spots were switched back to Permit Parking.

*3- In 2019 Paid Parking was changed at Balm Beach to have free parking Monday to Friday before 9am and after 5pm, excluding Statutory Holidays.

*4 - In 2020 Paid Parking was removed from all locations due to the COVID-19 pandemic and restrictions for social gatherings, travel, etc.

*5- In 2021 Paid Parking was removed from all locations due to the COVID-19 pandemic and restrictions put in place by the province and the Township of Tiny.

*6 - includes HST



Section #10 2023 By-law Department Bike Programs

Target Areas and Benefits:

In 2015, the initial Bike Program came into effect, consisted of two bikes, focusing on Tiny Trail enforcement, especially between the Town of Penetanguishene and 13th Concession East where complaints have been received regarding loose dogs, dogs defecating and graffiti. Staff also patrolled various neighborhoods for violations of the Lawn Watering By-law and neighborhood parks.

From 2016 to 2018 the Bike Program expanded to six bikes to include the various stages of the Parking Strategy. The focus of the Bike Program was general by-law enforcement and parking related issues along the western shoreline. Parking enforcement and beach patrols saw an increased presence with these additional staff.

From 2019-2023, the program was approved for four bikes. All areas of the Township remained patrolled with bikes and the department was able to send the bike program to daily hotspots and help with Township events.

Areas that the Bike Program patrolled in 2023 were:

- Tiny Beaches Road North & South
- Wyevale
- Perkinsfield
- Tiny Rail Trail
- Lafontaine
- Concession 8 West to Concession 13 West
- Archer Road to Concession 5 West
- Concession 15 West to Concession 17 West
- Sawlog Bay and Champlain
- Beach Parks with Master Plans

The following chart indicates the total number of hours and kilometers patrolled by officers each year. The chart also indicates the number of tickets issued while on bike patrol.

Year	Total # of Bikes Patrolling	Total # of Hours	Total # of KM	Total # of Tickets
2019	4	851 HRS	3,971 KM	7 Part I Tickets 271 Part II Tickets
2020	4	657 HRS	3,697 KM	4 Part I Tickets 387 Part II Tickets
2021	4	809 HRS	3,642 KM	13 Part I Tickets 193 Part II Tickets
2021	4	875.5 HRS	5,031 KM	16 Part I Tickets 410 Part II Tickets
2023	4	681 HRS	5070 KM	12 Part I Tickets 487 Part II Tickets

Staff have analyzed the above chart and noted an increase in the total kilometers patrolled compared to previous bike programs. Staff attributes the 2023 increase to having lower than usual temperatures in May and June which resulted in the beaches not being as busy. This allowed officers to spend additional time patrolling their assigned area and biking further distances. In July and August the weather was much better and officers were able to patrol on bikes most weekends. Bikes were not pulled often over the summer due to rain or extreme heat.

Public Interactions – Public interaction was a daily experience while the bikes were on patrol. The following are a few of the comments received multiple times while on patrol:

1. Multiple conversations with residents and public about the Hotspot App at paid parking locations.
2. Multiple conversations with members of the public regarding their enthusiasm about the bikes patrolling the Tiny Trail and Champlain Road.
3. Answered questions about Short Term Rental Properties and strict enforcement policy.
4. Engaged in various conversations regarding the bike program & what officers are patrolling for with members of the public.
5. Several interactions on the Tiny Trail regarding animals such as horses and dogs being permitted.

Reviewed By Other Departments

Not applicable.

Options/Alternatives

There are no options/alternatives associated with this item.

Financial Implications

There are no financial implications associated with this item.

Relationship to Strategic Plan

N/A

Conclusion

The By-law Department continues to provide the Township residents with an excellent level of service and is committed to providing the same in the upcoming year.

Steve Harvey, Chief Municipal Law Enforcement Officer	Approved - 24 Oct 2023
Haley Leblond, Director of Corporate Services/Deputy CAO	Approved - 25 Oct 2023
Robert Lamb, Chief Administrative Officer	Approved - 25 Oct 2023